



RESULTS FROM THE COMPREHENSIVE SURVEY OF RELIGIOUS ZIONISM



Modern
Orthodox



Dati
Leumi

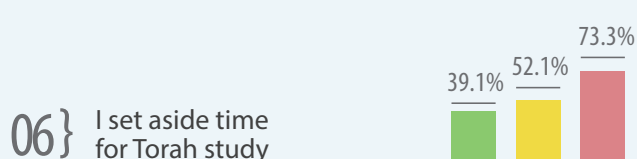

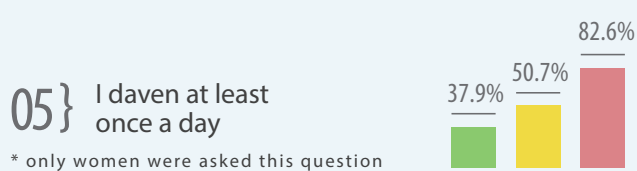
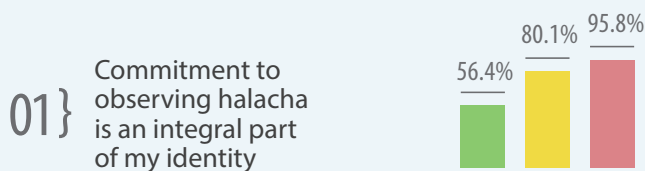


Haredi Leumi
("Hardal")

[Religious self-identification *]

The goal of this survey is to take a close look at Israel's Religious Zionist community, and determine how the members of this community resemble and differ from each other on various issues. The findings of the survey are based on a sampling of 3,416 Israeli residents who responded to the survey online. The percentage values in the graphs and tables represent how many respondents highly agreed with the statement (on a scale of 1- 10).


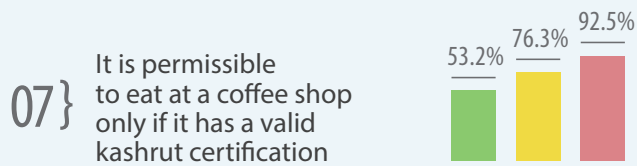
COMMITMENT TO HALACHA



Age	I regularly davven Shacharit in a minyan
18-25	46.4%
26-35	42.7%
36-45	46.7%
46-55	55.4%
56-65	54%
Over 66	73.3%

Age	I set aside time every week to study Torah, Gemara and other Jewish subjects
18-25	46.4%
26-35	42.7%
36-45	46.7%
46-55	55.4%
56-65	54%
Over 66	73.3%

* only men were asked this question



RESULTS FROM THE COMPREHENSIVE SURVEY OF RELIGIOUS ZIONISM



Modern
Orthodox



Dati
Leumi

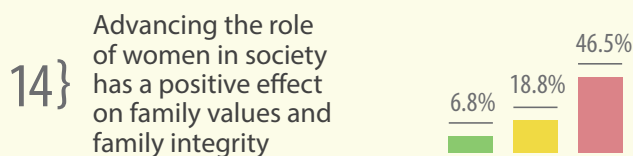
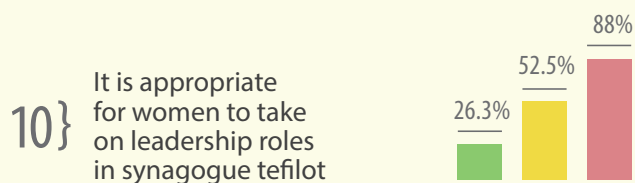
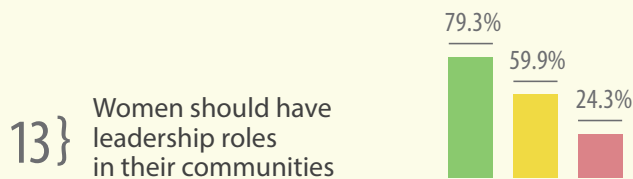
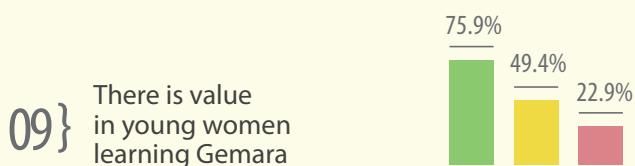
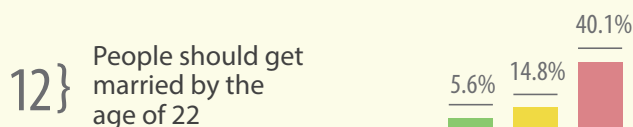
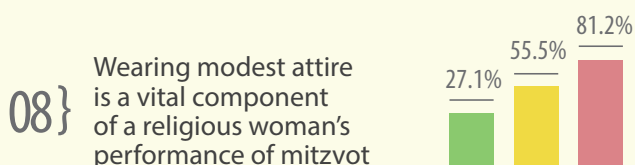


Haredi Leumi
("Hardal")

[Religious self-identification *]

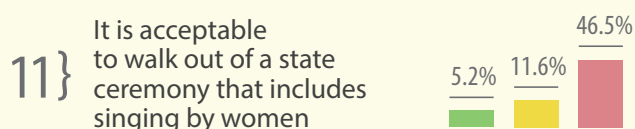
The goal of this survey is to take a close look at Israel's Religious Zionist community, and determine how the members of this community resemble and differ from each other on various issues. The findings of the survey are based on a sampling of 3,416 Israeli residents who responded to the survey online. The percentage values in the graphs and tables represent how many respondents highly agreed with the statement (on a scale of 1- 10).

WOMEN IN RELIGIOUS SOCIETY



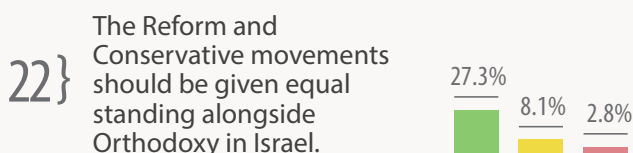
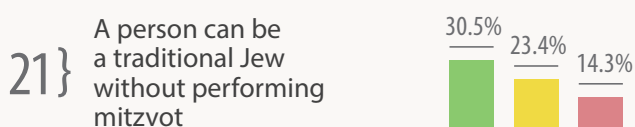
* the percentage of respondents who "somewhat agreed" with this statement

* the percentage of respondents who "somewhat agreed" with this statement



Gender	Highly agree
Male	48%
Female	58.2%

ATTITUDES TOWARD THE JEWISH RENISSANCE TAKING PLACE AMONG THE SECULAR POPULATION





RESULTS FROM THE COMPREHENSIVE SURVEY OF RELIGIOUS ZIONISM



Modern
Orthodox



Dati
Leumi

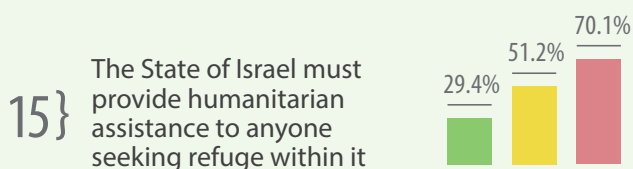


Haredi Leumi
("Hardal")

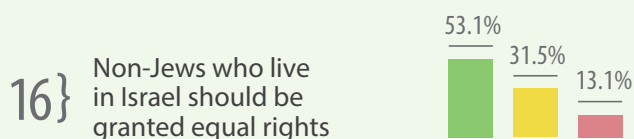
[Religious self-identification *]

The goal of this survey is to take a close look at Israel's Religious Zionist community, and determine how the members of this community resemble and differ from each other on various issues. The findings of the survey are based on a sampling of 3,416 Israeli residents who responded to the survey online. The percentage values in the graphs and tables represent how many respondents highly agreed with the statement (on a scale of 1- 10).

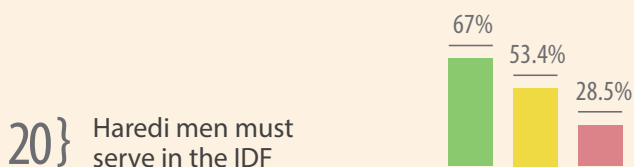
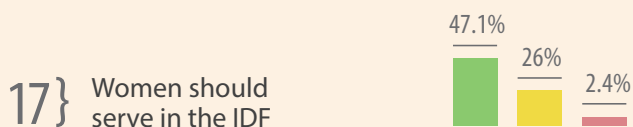
ATTITUDES TOWARD NON-JEWS IN THE STATE OF ISRAEL



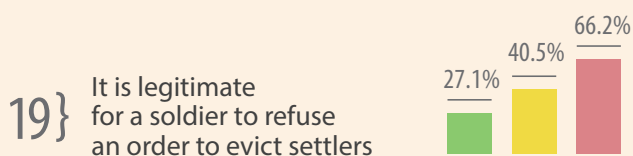
* the percentage of respondents who "somewhat agreed" with this statement



SERVICE IN THE IDF



Age	Haredi men must serve in the IDF
18-25	46.3%
26-35	49.9%
36-45	59.1%
46-55	56.9%
56-65	64.2%
Over 66	61.7%





RESULTS FROM THE COMPREHENSIVE SURVEY OF RELIGIOUS ZIONISM



Modern
Orthodox



Dati
Leumi

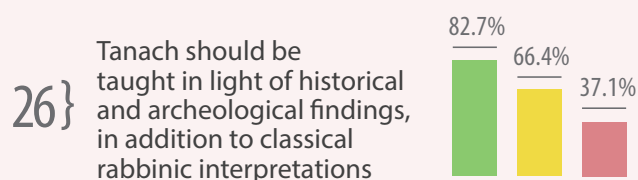
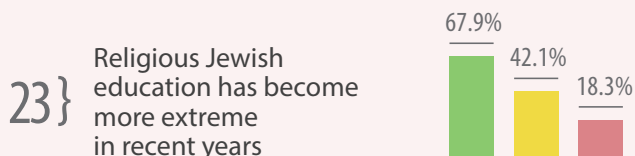


Haredi Leumi
("Hardal")

[Religious self-identification *]

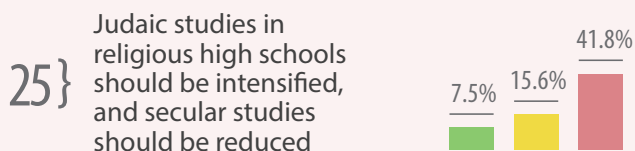
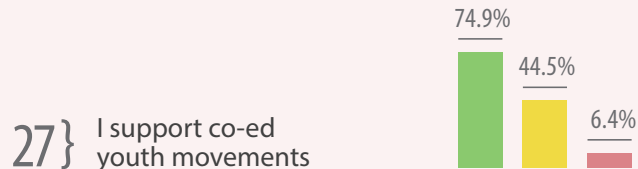
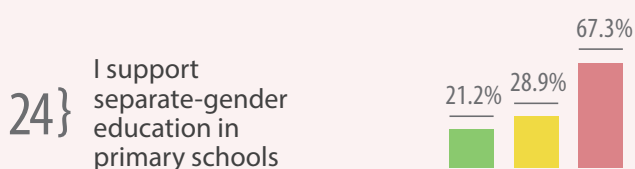
The goal of this survey is to take a close look at Israel's Religious Zionist community, and determine how the members of this community resemble and differ from each other on various issues. The findings of the survey are based on a sampling of 3,416 Israeli residents who responded to the survey online. The percentage values in the graphs and tables represent how many respondents highly agreed with the statement (on a scale of 1- 10).

ATTITUDES TOWARD EDUCATION



Age	Religious Jewish education has become more extreme in recent years
18-25	36%
26-35	41.9%
36-45	48%
46-55	52.5%
56-65	61.1%
Over 66	63.6%

Age	The Patriarchs should be depicted as ordinary people
18-25	63.5%
26-35	60.7%
36-45	69.3%
46-55	71.9%
56-65	79.8%
Over 66	82.5%



Gender	Judaic studies in religious high schools should be intensified, and secular studies (History / Literature / Art / Science) should be reduced
Male	19%
Female	11.3%

RESULTS FROM THE COMPREHENSIVE SURVEY OF RELIGIOUS ZIONISM



Modern
Orthodox



Dati
Leumi



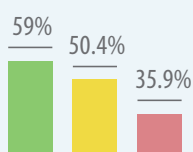
Haredi Leumi
("Hardal")

[Religious self-identification *]

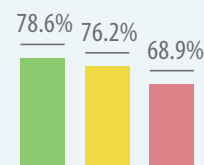
The goal of this survey is to take a close look at Israel's Religious Zionist community, and determine how the members of this community resemble and differ from each other on various issues. The findings of the survey are based on a sampling of 3,416 Israeli residents who responded to the survey online. The percentage values in the graphs and tables represent how many respondents highly agreed with the statement (on a scale of 1- 10).

SOCIAL JUSTICE

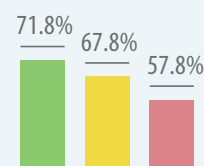
28} Equal rights is
a Jewish value



29} Religious Jews should
play a role in struggles
over social issues

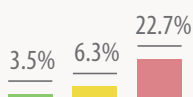


30} Social justice is
a top religious value

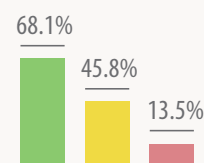


CULTURE AND GENERAL SOCIETY - OPENNESS AND ISOLATIONISM

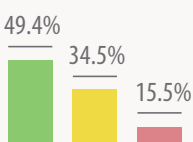
31} Religious Jews must
isolate themselves
from secular society



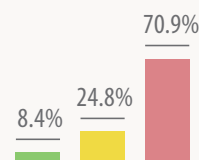
34} Attending sporting events
and / or entertainment
(e.g. concerts and movies)
is a regular part of my life



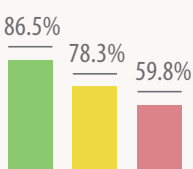
32} Facebook is an
important and
useful tool

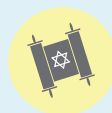


35} A religious home
should not contain
a television



33} Religious and secular
people should maintain
close friendships with
one another





RESULTS FROM THE COMPREHENSIVE SURVEY OF RELIGIOUS ZIONISM



Modern
Orthodox



Dati
Leumi

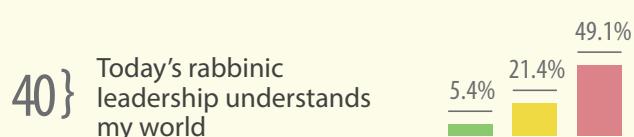


Haredi Leumi
("Hardal")

[Religious self-identification *]

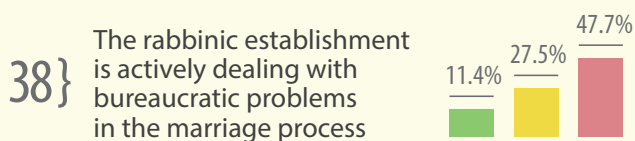
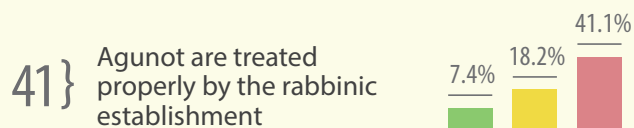
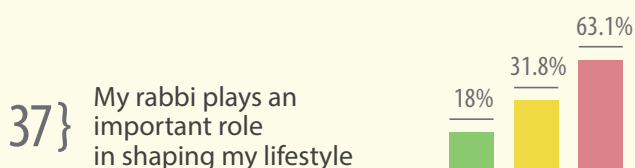
The goal of this survey is to take a close look at Israel's Religious Zionist community, and determine how the members of this community resemble and differ from each other on various issues. The findings of the survey are based on a sampling of 3,416 Israeli residents who responded to the survey online. The percentage values in the graphs and tables represent how many respondents highly agreed with the statement (on a scale of 1- 10).

ATTITUDES TOWARD RABBINIC LEADERSHIP AND THE RABBINIC ESTABLISHMENT

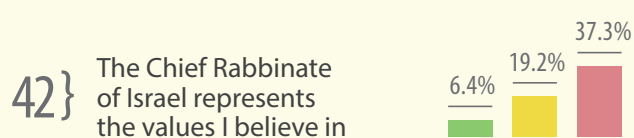
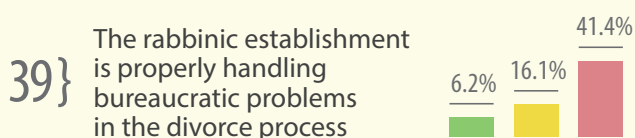


Age	Rabbinic leadership today plays a relevant role in meeting the needs of society
18-25	24.8%
26-35	23.3%
36-45	21.9%
46-55	19.6%
56-65	15.6%
Over 66	12.1%

Age	Today's rabbinic leadership understands my world
18-25	24.8%
26-35	23.3%
36-45	21.9%
46-55	19.6%
56-65	15.6%
Over 66	12.1%



Gender	Agunot are treated properly by the rabbinic establishment
Male	20.6%
Female	12.2%





RESULTS FROM THE COMPREHENSIVE SURVEY OF RELIGIOUS ZIONISM



Modern
Orthodox



Dati
Leumi

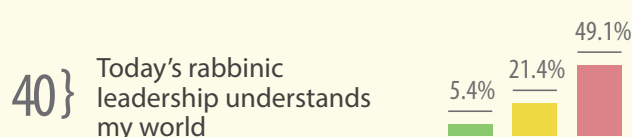


Haredi Leumi
("Hardal")

[Religious self-identification *]

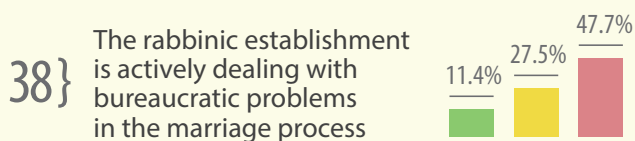
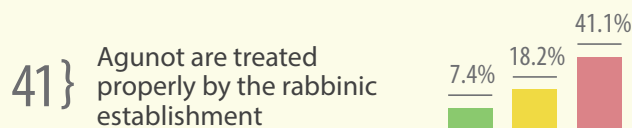
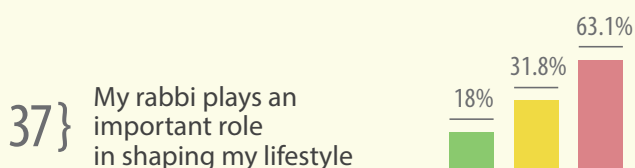
The goal of this survey is to take a close look at Israel's Religious Zionist community, and determine how the members of this community resemble and differ from each other on various issues. The findings of the survey are based on a sampling of 3,416 Israeli residents who responded to the survey online. The percentage values in the graphs and tables represent how many respondents highly agreed with the statement (on a scale of 1- 10).

ATTITUDES TOWARD RABBINIC LEADERSHIP AND THE RABBINIC ESTABLISHMENT

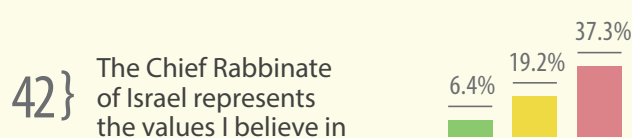
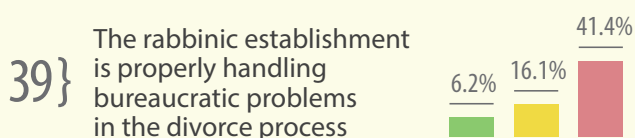


Age	Rabbinic leadership today plays a relevant role in meeting the needs of society
18-25	24.8%
26-35	23.3%
36-45	21.9%
46-55	19.6%
56-65	15.6%
Over 66	12.1%

Age	Today's rabbinic leadership understands my world
18-25	24.8%
26-35	23.3%
36-45	21.9%
46-55	19.6%
56-65	15.6%
Over 66	12.1%



Gender	Agunot are treated properly by the rabbinic establishment
Male	20.6%
Female	12.2%





RESULTS FROM THE COMPREHENSIVE SURVEY OF RELIGIOUS ZIONISM



Modern
Orthodox



Dati
Leumi

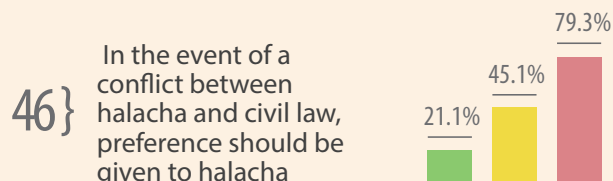
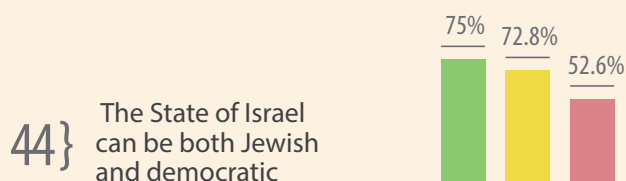
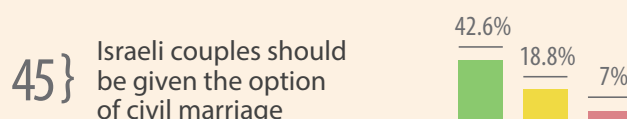
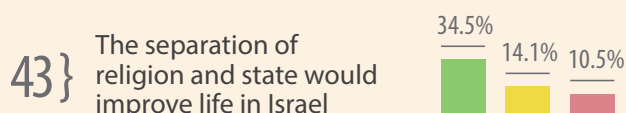


Haredi Leumi
("Hardal")

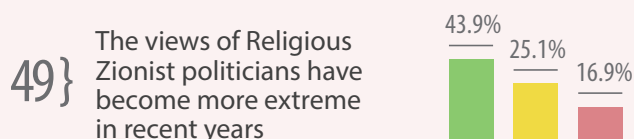
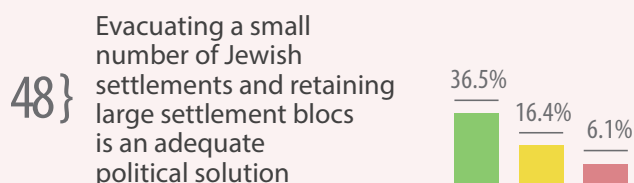
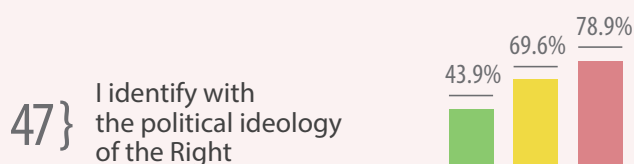
[Religious self-identification *]

The goal of this survey is to take a close look at Israel's Religious Zionist community, and determine how the members of this community resemble and differ from each other on various issues. The findings of the survey are based on a sampling of 3,416 Israeli residents who responded to the survey online. The percentage values in the graphs and tables represent how many respondents highly agreed with the statement (on a scale of 1- 10).

RELIGION AND STATE



POLITICAL VIEWS



50} Loving the Land of Israel and commitment to the State of Israel

	Loving the Land of Israel and commitment to the State of Israel are an integral part of my identity
18-25	83.6%
26-35	79.2%
36-45	85.7%
46-55	92.7%
56-65	93.6%
Over 66	96.1%



RESULTS FROM THE COMPREHENSIVE SURVEY OF RELIGIOUS ZIONISM



Modern
Orthodox



Dati
Leumi



Haredi Leumi
("Hardal")

[Religious self-identification *]

The goal of this survey is to take a close look at Israel's Religious Zionist community, and determine how the members of this community resemble and differ from each other on various issues. The findings of the survey are based on a sampling of 3,416 Israeli residents who responded to the survey online. The percentage values in the graphs and tables represent how many respondents highly agreed with the statement (on a scale of 1- 10).

CORRELATION BETWEEN RELIGIOUS SELF-IDENTIFICATION AND LENGTH OF TIME STUDYING IN YESHIVA

Length of Time Studying In Yeshiva	Modern	Orthodox	Dati Leumi Hardal
I did not study at a yeshiva gevohah/hesder yeshiva/mechina/midrasha toranit	40.5%	38.2%	26.5%
I studied for one year	22.6%	15.1%	12.4%
I studied for two years	13.1%	12.2%	10%
I studied for four years	10.3%	12.9%	10.8%
I studied for more than four years	13.5%	21.6%	40.2%

CORRELATION BETWEEN RELIGIOUS SELF-IDENTIFICATION AND LENGTH OF IDF SERVICE

Length of IDF Service	Modern	Orthodox	Dati Leumi Hardal
I did not serve in the army	16.6%	13.7%	25%
I served for a year and a half	28.2%	35.2%	33.1%
I served for three years	37%	27.9%	19.1%
I served for more than three years	22.8%	23.2%	18.2%